

APEC

Outcomes of 2011 and Outlook for 2012

Presented by

Ambassador Muhammad Noor

APEC Secretariat Executive Director



**Asia-Pacific
Economic Cooperation**

Advancing Free Trade for Asia-Pacific **Prosperity**

Copyright © 2011 APEC Secretariat

APEC 2011: Outcomes



APEC Leaders' Week in Honolulu



Leaders Week
Honolulu, Hawaii

APEC 2011: Outcomes



“The Honolulu Declaration – Towards a Seamless Regional Economy”

APEC Priorities for 2011

- I. Strengthen regional economic integration and expand trade
- II. Promote green growth
- III. Advance regulatory cooperation and convergence



Priority 1: Strengthen REI



***“Next Generation”* Trade and Investment Issues**

- ✓ Enhance SME participation in global production chains
- ✓ Promote effective, non-discriminatory and market driven innovation policy



Priority 1: Strengthen REI



Structural Reform Efforts in APEC

✓ *Implement strategy by 2015*

APEC New Strategy for Structural Reform (ANSSR)

- ✓ Promote balanced and sustainable growth
- ✓ Foster transparency, competition and better functioning markets
- ✓ Enhance opportunities for women
- ✓ Emphasize education, SME development

- ✓ Establish commercially useful de minimis values
- ✓ Launch APEC Travel Facilitation Initiative



Priority 2: Promote Green Growth



Promote Trade and Investment in Environmental Goods and Services (EGS)

- ✓ Reduce applied tariff rates to 5% or less on EGS by 2015




Priority 2: Promote Green Growth



Other Actions:

- ✓ *Phase out fossil-fuel subsidies – voluntary reporting mechanism*
- ✓ *Reduce energy intensity by 45% by 2035*
- ✓ *Foster economic and technical cooperation for knowledge sharing to support energy-smart low-carbon communities*
- ✓ *Implement measures to combat illegal logging and associated trade*



APEC
USA 2011

Priority 3: Regulatory Reform



Advancing Regulatory Convergence and Cooperation

- ✓ *Take specific steps to implement Good Regulatory Practices (GRPs) by 2013*
- ✓ *Establish APEC Regulatory Cooperation Action Plan*



High-Level Policy Dialogues



Honolulu, Nov 2011



1. Open Governance and Economic Growth
2. Disaster Resiliency



APEC's Principles



Asia-Pacific Economic Cooperation

Non-Rules Based Forum

- ✓ Non-binding commitments
- ✓ Open dialogue
- ✓ Consensus building



- ✓ *Pathfinder* approach
- ✓ Space for *ingenuity*
- ✓ Closer *collaboration*

APEC's Vision



1994 Bogor Goals

*“Free and open trade and investment
in the Asia-Pacific”*

- ✓ By 2010 for Industrialised Economies
- ✓ By 2020 for Developing Economies



APEC and Capacity Building



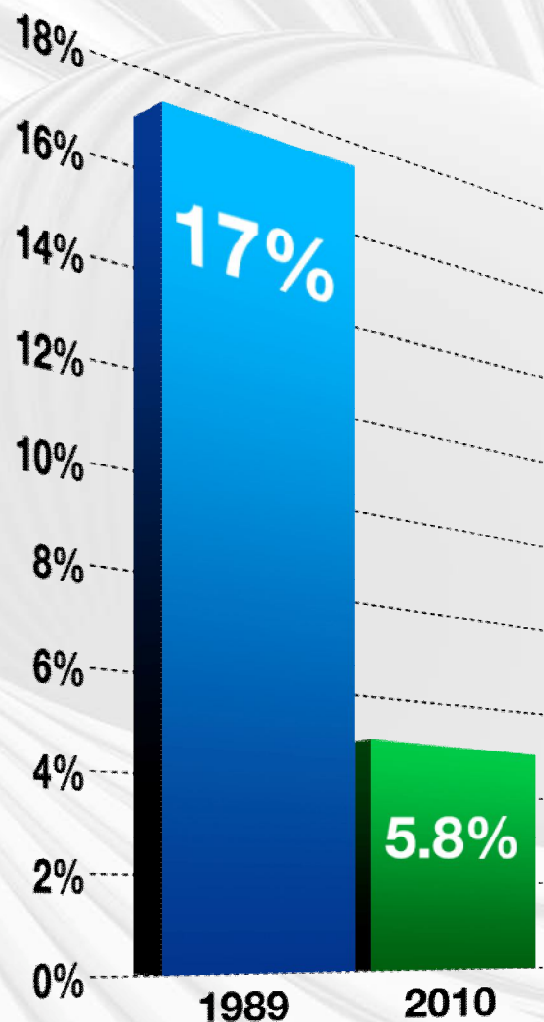
Economic and Technical Cooperation

- ✓ *Over 1600 projects undertaken since 1993*
- ✓ *More than 150 current projects*
- ✓ *US \$14 million committed last year to capacity-building projects*



Source: StatsAPEC, Key Indicators Database; World Bank, World Development Indicators.

APEC's Achievements



✓ *Average tariffs have fallen in the APEC region between 1989-2010*

APEC's Achievements



- ✓ **6-fold increase in intra-APEC merchandise trade**
Between 1989 and 2010 from US \$1.7 trillion to \$9.9 trillion



Source: StatsAPEC, Key Indicators Database; World Bank, World Development Indicators.

APEC's Progress



Asia-Pacific
Economic Cooperation

- ✓ **GDP of APEC economies**
- 29% ↑
Between 1989 and 2010
- ✓ **Employment in APEC economies – 10.8%↑**
- ✓ **Poverty in APEC region - 35% ↓**

Source: StatsAPEC, Key Indicators Database; World Bank, World Development Indicators.



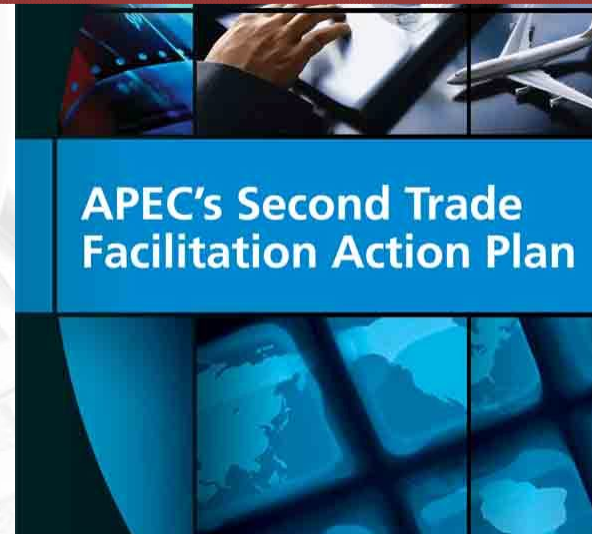
APEC's Achievements



Trade transaction costs in APEC region



- ✓ **5% reduction** (2007-2010 period)
- ✓ **US\$58.7 billion in savings**



APEC and Trade Facilitation



Priority Areas for Trade Facilitation under TFAP II

- ✓ Customs Procedures
- ✓ Business Mobility
- ✓ Standards and Conformance
- ✓ Electronic Commerce



APEC 2012: Outlook



APEC priorities for 2012

- ✓ Liberalizing trade and investment
- ✓ Expanding regional economic integration
- ✓ Strengthening food security

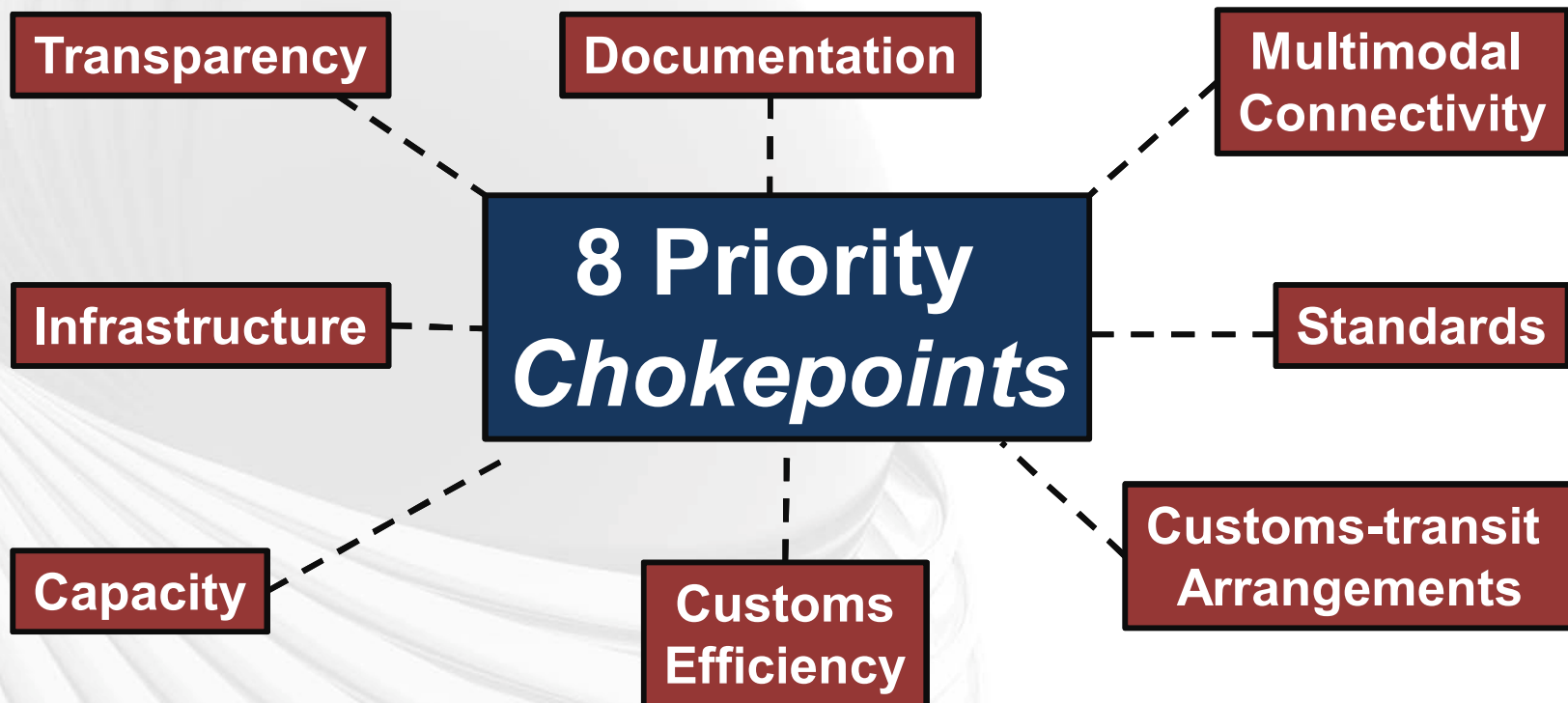


Strengthen supply chains



Supply-Chain Connectivity Framework

✓ 10% improvement in supply-chain performance by 2015



APEC 2012: Outlook



APEC priorities for 2012

- ✓ Strengthening supply chains
- ✓ Cooperating to foster innovative growth



APEC's Commitment



**Asia-Pacific
Economic Cooperation**

**Advancing Free Trade
for Asia-Pacific Prosperity**

